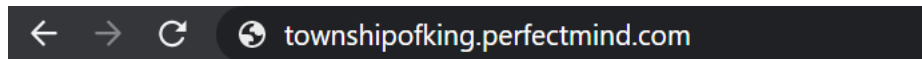





Trisan Fitness – Registering Online

1. Visit townshipofking.perfectmind.com, type in your credentials and click 'login'. If you have a fitness membership but have not registered online before, you have an existing PerfectMind account login that just needs to be activated. To clarify, anyone with a membership will have a PerfectMind account already and **should not** be creating a new account. To activate your account, send an email to fitness@king.ca and an activation email will be sent to you within 24 hours.



Login to Your Account 

Email

Password


[Login](#)

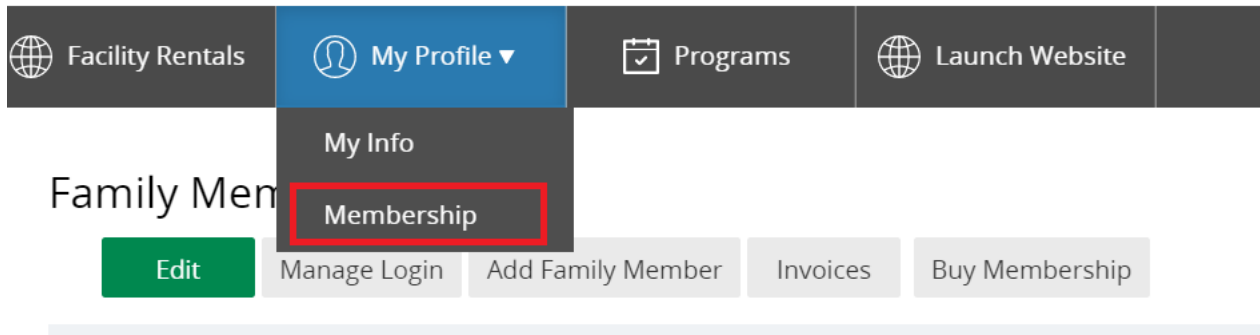
[Forgot your password?](#)

[Create an Account](#)



2. Once logged in, hover on the 'My Profile' Tab and click 'Membership'

 Township of King
905-833-5321



The screenshot shows a navigation bar with the following items: Facility Rentals, My Profile (selected), Programs, and Launch Website. A dropdown menu is open under 'My Profile', showing 'My Info' and 'Membership' (highlighted with a red box). Below the dropdown, there are buttons for 'Edit', 'Manage Login', 'Add Family Member', 'Invoices', and 'Buy Membership'.

3. Click 'Buy Now'


Gym & Track Membership - 1 Month

\$33.90


Bulk Freeze

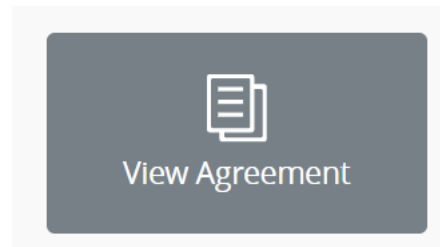
Trisan Live Virtual Membership (Mar 8-Apr 1, 2021)

\$45.20


Bulk Freeze



4. Checkout and pay for your membership. Please note, there will be a button where you can use your Account Credit if you had a membership that had been refunded. Once you've completed the transaction, you must View and Sign your Membership Form digitally.



5. Please visit <https://www.king.ca/trisancentre> to learn how to register for fitness programs with your new membership and before your first visit to learn more on our health and safety protocols!

If you have any further inquiries on how to register or to activate your PerfectMind account, please contact fitness@king.ca